

Debut!

Leslie 21 system

Leslie®



Rotary-Unit #2101 Stationary-Unit #2121

**ROTARY UNIT
#2101**



A completely "NEW-CONCEPT" LESLIE for the 21st century music scene

- Compact and Space saving: Rotary unit size 52 x 51 x 33cm
- Multi-interface: 11 pin Leslie, 8 pin for XM-1 and XB-1, Line IN, Line OUT, MIDI IN
- Adjustable Slow Speed, Fast Speed, Rise time, Fall time & Brake time
- Expandable - the system can grow as your musical needs.
- Maintains the traditional Leslie sound.

SALES POINTS

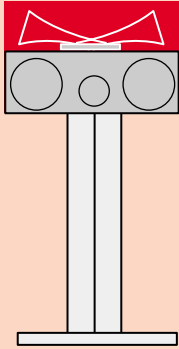
- Rotary unit is suitable for both professional and home use with Bass and Stationary channel built in.
- For stage performance, both Rotary and Stationary units can power up simultaneously. Total power output of Rotary and Stationary units combined of 350W.
- Rotary unit can be connected to any PA-amplifier.
- Slow Speed, Fast Speed, Rise Time, Fall Time and Brake Time can be adjusted, and the settings saved.
- MIDI terminal enables control from the organ.
- Line input enables connection with organ, keyboard or guitar without Leslie cable.
- Recommended Compatible Models:
 - 11 pin socket : XK-2, XB-2, XB-3M/XC-3M, XT/XH series, XE-1, CMS series
 - 8 pin DIN socket : XM-1, XB-1



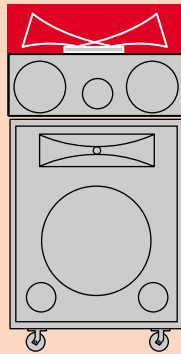
**STATIONARY UNIT #2121 (Black)
(with #2101)**

Leslie® 21 system APPLICATIONS

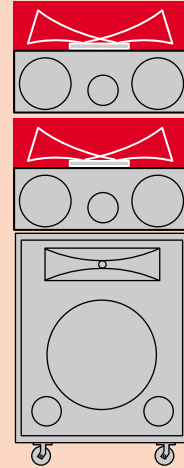
Stand alone For home use



Complete set (monaural) For live stage




High-power stacking

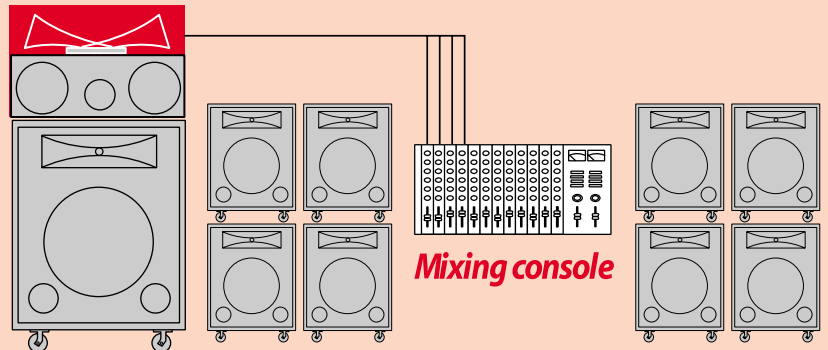


Stereo set Complete stereo set

Left channel Right channel



For big stage



Mixing console

SPECIFICATIONS

ROTARY UNIT #2101 (Black)

TYPE	: 3-channel (ROTARY, STATIONARY-L, STATIONARY-R) HORN ROTOR (ACOUSTIC) LOWER ROTOR (2channel DIGITAL)
POWER OUTPUT	: HORN CH 50W, LOWER CH 50W×2
SPEAKER	: HORN DRIVER×1, 13cm WOOFER×2, 5cm TWEETER×2
CONTROL	: VOLUME : STA-L, STA-R, ROTARY, FUNCTION SWITCH, VALUE UP/DOWN PRESET, SAVE, STA-MONO, BASS & STA-MUTE
TERMINAL	: LESLIE 11P SOCKET, LESLIE 8P DIN, MIDI IN, MIDI OUT ROTARY INPUT, FOOT SW 1 (PRESET), FOOT SW 2 (SLOW/FAST) LINEOUT (STATIONARY-L, STATIONARY-R, ROTARY-L, ROTARY-R) REMOTE POWER
DIMENSION	: 52 (W) × 51 (D) × 33 (H) cm (20½" × 20" × 13")
WEIGHT	: 23kg (51pounds)
OPTIONAL	: STATIONARY UNIT #2121 STAND, FOOT SWITCH FS-9H, LESLIE 11PIN CABLE LESLIE "Y" CABLE

STATIONARY UNIT #2121 (Black)

POWER OUTPUT	: BASS 150W, HORN 50W
SPEAKER	: 38cm WOOFER×1, HORN TWEETER×1
CONTROL	: VOLUME 1, 2, 3, MASTER VOLUME TONE CONTROL (BASS, TREBLE)
TERMINAL	: INPUT 1 (MIC/LINE) XLR TYPE w/PHANTOM plus PHONE JACK INSERT (SEND, RETURN) INPUT 2, 3 (LINE) PHONE JACK LINE OUT, REMOTE POWER INPUT
DIMENSION	: 58 (W) × 58 (D) × 76 (H) cm (22½" × 22½" × 30")
WEIGHT	: 39kg (86pounds)

HAMMOND SUZUKI USA, INC.
733 Annoreno Drive
Addison, Illinois 60101 USA
Tel: (630) 543-0277
Fax: (630) 543-0279
E-mail: hammondsuzuki@worldnet.att.net

HAMMOND SUZUKI EUROPE B.V.
Irr. D.S. Tuynmanweg 4A
4131 PN Vianen, The Netherlands
Tel: 0031-347-370594
Fax: 0031-347-370621
E-mail: info@hammondsuzuki.com
Website: www.hammondsuzuki.com

HAMMOND SUZUKI CO., LTD.
2-25-12 Ryoke, Hamamatsu
430-0852 Japan
Tel: (053) 460-3781
Fax: (053) 460-3783
E-mail: info@suzuki-music.co.jp
Website: www.suzuki-music.co.jp